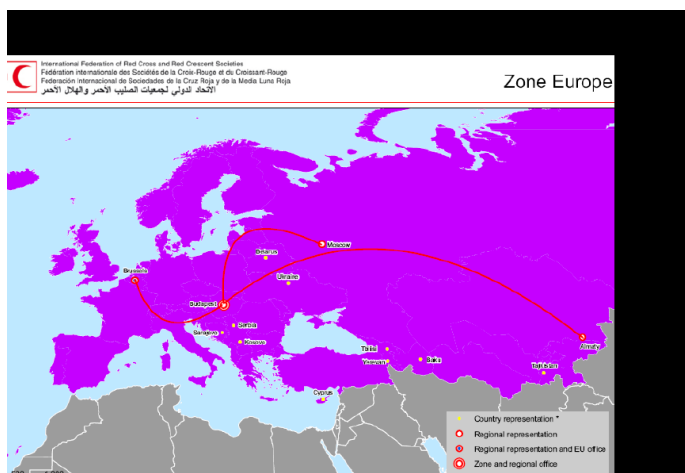


International Federation of Red Cross and Red Crescent Societies

Europe zone



CONTENTS

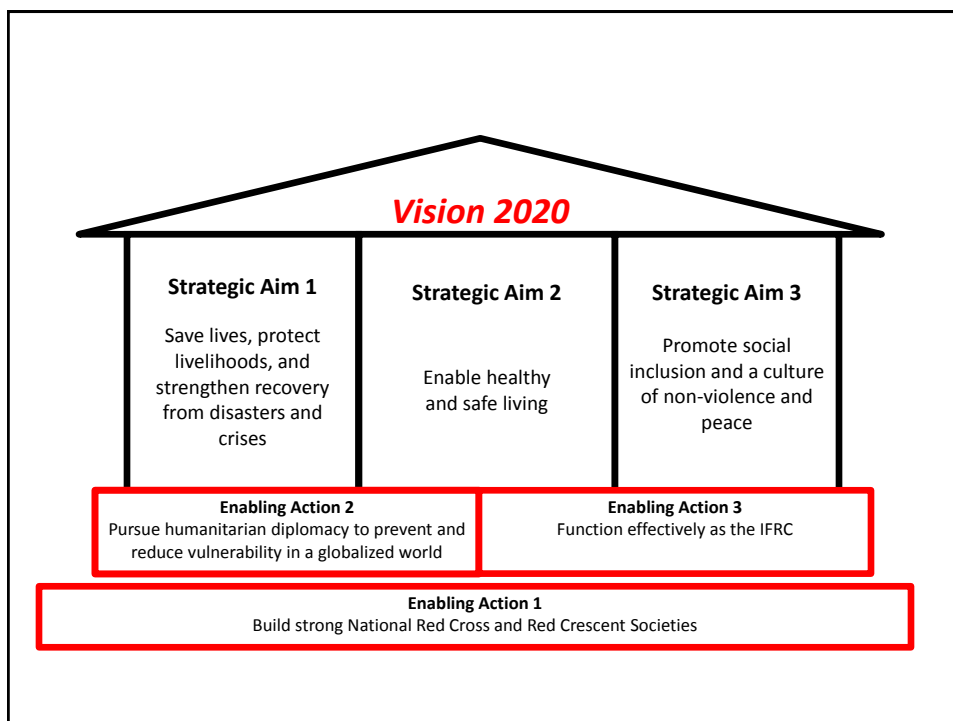
- Strategic Documents
- Key vulnerabilities
- Way forward



Vision 2020

To inspire, encourage, facilitate, and promote at all times *all forms of humanitarian activities* by National Societies, with a view to *preventing and alleviating human suffering, and thereby contributing to the maintenance and promotion of human dignity and peace in the world.*

(Article 4, IFRC Constitution)

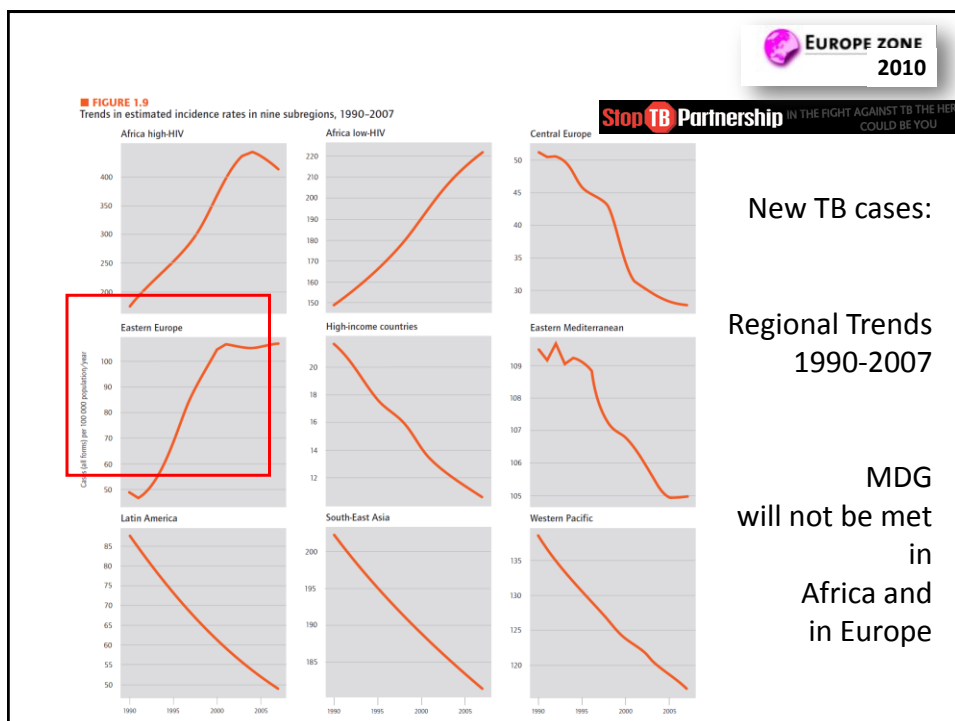




Reaffirm work on Health and social care, and migration, scaling up HIV and TB programs

Recognise profound impact of the economic crises – call for solidarity across the region

Recognise aging of the population and growing multicultural diversity as common issues



Annual Prevalence of Opiate Abuse 2003-2005


	Abuse of opiates		of which abuse of heroin	
	Number of abusers	in % of population age 15-64	Number of abusers	in % of population age 15-64
EUROPE	4,030,000	0.7	3,340,000	0.6
West & Central Europe	1,565,000	0.5	1,445,000	0.5
South-East Europe	180,000	0.2	175,000	0.2
Eastern Europe	2,285,000	1.6	1,720,000	1.2
AMERICAS	2,280,000	0.4	1,540,000	0.3
North America	1,300,000	0.5	1,240,000	0.4
South America	980,000	0.3	300,000	0.1
ASIA	8,530,000	0.3	5,430,000	0.2
OCEANIA	90,000	0.4	30,000	0.2
AFRICA	910,000	0.2	910,000	0.2
GLOBAL	15,840,000	0.4	11,250,000	0.3

Above global average
 Around global average
 Below global average

Sources: UNODC, Annual Reports Questionnaire data, various Govt. reports, reports of regional bodies, UNODC estimates.

Vulnerable groups

- Substance users
 - Injecting drug users
 - Other drug users
 - Alcohol excess
 - Smoking
- Migrant populations
- Children/young people
- Prisoners
- Indigenous populations



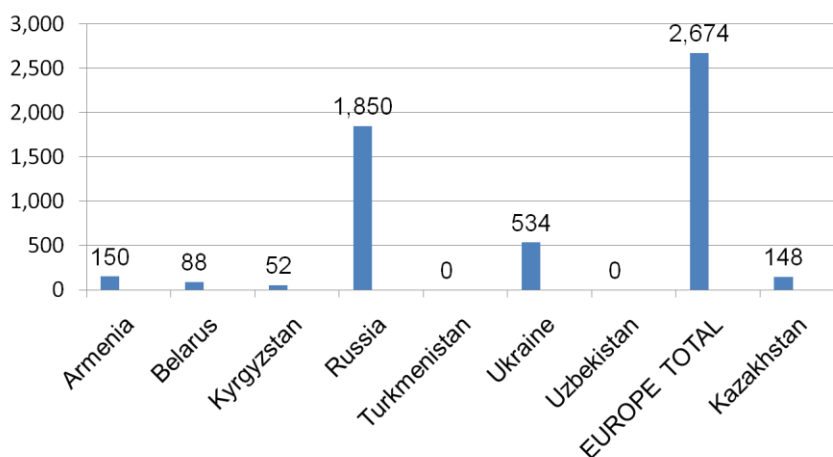
NSs programs on Tuberculosis (TB)

16 NSs in Central, Eastern Europe and Central Asia involved

Activities include:

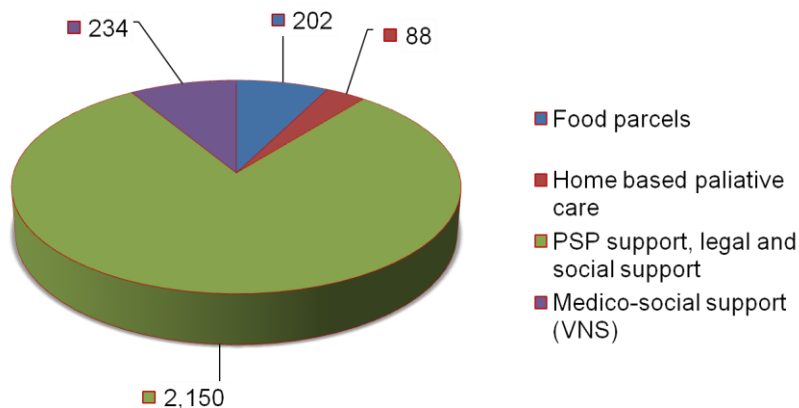
information sharing,
Providing PSS for TB patients and their families
– adherence to treatment
Public awareness

Number of PLHIV supported per NS



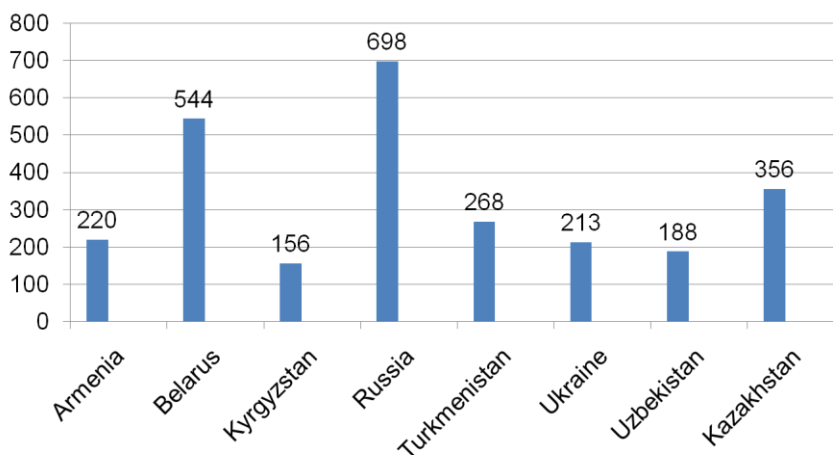
year 2009

Type of support for PLHIV- year 2009



Selected NSs- member of Global Alliance for HIV

Number of volunteers engaged in the work per country year 2009



ENPS - Future possibilities

Working closely with DM program- still challenge in some places
RDRT, FACT, program managers

Were we are with PSS in development programs today?
Assessment

Building consensus for tools/techniques to be used in:

- Supporting our own volunteers in
 - TB programs
 - HIV program
 - Home care programs for older people (SEE conference 2011)
- Supporting people we work with
 - Older people, people leaving with HIV and/or TB,

Thank you for your attention

Please have in mind

- Migration
- Anti- trafficking
- social support